



HUBEI TRI-RING METAL-FORMING EQUIPMENT IMPORT & EXPORT CO.,LTD

Add:NO.149, Hangzhou West Road, Huangshi City, Hubei Province, P.R.China.

TEL: +86-714-6355458, 6350563, 6350527

FAX: +86-714-6355972, 6353416

Post Code: 435000

Http://www.ysd-hd.com

E-mail:sales@ysd-hd.com

YSD

HUBEI TRI-RING METAL-FORMING EQUIPMENT IMPORT & EXPORT CO.,LTD



HUBEI TRI-RING METAL-FORMING EQUIPMENT IMPORT & EXPORT CO.,LTD



All data are approximate.
Design and specification subject to change
without prior notice.
Version:YSD201203




Applied field:
 YSD products maximize clients' economical benefit by its excellent quality and considerable after-sale service, widely used in the field of electrical application, lift, container, ship and boiler manufacture industry etc.

contents

YSD PRESENTATION	02
Hydraulic Guillotine Shear HGA(K) HGO(K) HGN(K) HCS(K) HGB Series	04
Hydraulic Press Brake PPT(K) HPB(K) Series	20
CNC Press Brake HPS Series	28
CNC Pipe Former PPF Series	34
Laser Cutting Machine HECY Series	36
Iron Worker	40
Notching Machine	42
Gantry Mobile Hydraulic Press Y45 Series	46
Single Column Hydraulic Press Y41 Series	46
High-speed Hydraulic Press YH34 Series	47
CNC Ship Frame Bending Machine	49
Cut-to-length Line	53
Three-Die, Four-Die Bolt Upsetter	56
Five-Die Nut and Cylinder Upsetter	58
High-speed Automatic Upsetter	60

contents



YSD PRESENTATION



YSD is a leading manufacturer for sheet metal-forming machines in China. The Company was founded in Huangshi city, China in 1958 by China government in order to produce hydraulic presses.

It has 1300 staff including 200 technicians. Since 1981, YSD began cooperation with LVD, Belgium. Since April, 2009, LVD has 30% shares in YSD.

Product range:

Hydraulic press brakes (40 ton to 10000 ton, 1.25 to 13.8 meters)

Hydraulic guillotine shears (2m to 16m length, 4mm to 40mm thickness).

Cut to length line: (3mm to 25mm thickness, 1300mm to 2250mm width)

YSD also makes hydraulic press,

nuts/bolts former, ironworker, notching machine, CNC turret punch, CNC laser cutting machine, Fine blanking press, ship frame bender, crimping press, tack welding machine etc.

Facility:

YSD has Most Modern State of Art Plant, one of the Largest Manufacturer in the world today. Advanced facility and management assure big productivity and delivery on time.

Technology:

The machines are made under ISO9001 terms, CAD/CAE/CAM/CAPP are adopted in design & manufacturing by using EDS-UG software from USA. The machines are made under technology

license from LVD, Belgium. National research sub-center for metal-forming machines is established in YSD factory.

YSD shears are the only shear brand which was awarded GOLD Brand by China Industrial Ministry.

Key components from worldwide famous suppliers are adopted on YSD machines.

CE Norm machines for Europe market are available.

CSA Norm machines for North America market are available.

Market shares:

More than 20,000 sets of press brakes and shears have been sold to customers in all kinds of industrial fields all around the world.

During the past decades, YSD keeps holding the biggest exporter for metal-forming machines among all Chinese manufacturers.

YSD has more than 80% market shares for heavy-duty press brakes, CNC tandem press brake and heavy-duty shearing machines in China.

YSD have sales agents or branches in over 72 countries. And every year more than 1000 sets of machines are installed throughout the world.



CNC Press Brake HPS Series



OPTIMUM COST-PERFORMANCE

Electric-hydraulic servo system, fully closed loop control synchronization movement of ram..

CNC machine with advanced functions with best cost-performance.

Back gauge driven by servo motor and ball screw, guided by two linear bearings.

With crowning on working table for compensation of ram deflection. (for machine above 100T)

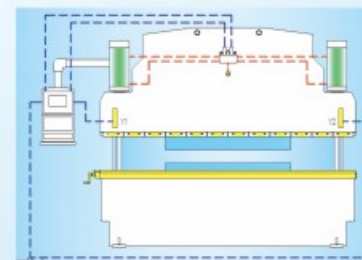
With many combination of top tooling and bottom tooling, for the customers' option.

OPTIMAL ACCURACY



As the user, you should know all sorts of factors affecting bend process and bend results in practice, our company could help you to obtain the optimal bend process and accurate bending results.

Linear encoder for ram position measuring.



Two linear encoders (Y1-Y2) are mounted on two sides of machine, they measure the exact distance between the ram and worktable, the encoders are connected to the table so that the deformation of the side frames does not influence the position, the position data is immediately sent to the control system that calculates and output the control signal to the servo valves. If has a bit position error, two servo calves can be rectified necessarily by CNC system, it always ensures the parallelism status between the ram and worktable.

MACHINE CONFIGURATION

CNC crowning ensures the accuracy bending compensation, this device is equipped on worktable which is composed of some double wedges that move relatively. Sheet thickness, length, die opening and tensile strength data are entered into control. Force and related crowning compensation value are automatically determined, preloading is optimally obtained for each bending. With YSD press brake HPS series you can obtain an optimal bending process and excellent bending results from the first workpiece.





1)worktable crowning system by handwheel or by motor. Programmable crowning system V-axis (for option).



2)Automatic backgauge system with high precision.Including X axis transmission by gear belt driven by servo motor ; servo driven R axis for vertical movement of backgauge ; Backgauge stopping finger with manual transverse

3)Equipment for option (quick clamping top tooling & special tooling & throat & back and side safety guarding).



4)CNC controller DA52. (option : DA56,DA66T)



5) Key components.

Name	Supplier	Origin
Seal	MERKEL or NOK	Germany or Japan
Hydraulic valve unit	BOSCH	Germany
Linear encoder	HEIDENHAIN	Germany
Oil pump	NACHI / VOITH	Japan / Germany
CNC system	DELEM or CYBELEC	Holland or Switzerland
electricals	TE	France

Machine specifications

Name		50/20	80/25	100/30	100/40	135/30	135/40
Pressing force	kN	500	800	1000	1000	1350	1350
Working length	mm	2050	2550	3050	4000	3050	4000
Distance between uprights	mm	1640	2050	2550	3150	2550	3150
Stroke	mm	200	200	200	200	200	200
Distance table/ram	mm	380	380	400	400	400	400
Gap	mm	300	400	400	400	400	400
Table width	mm	140	140	180	180	180	180
Approach speed	mm/s	150	150	150	150	130	130
Working speed	mm/s	10	10	10	10	10	10
Return speed	mm/s	110	110	110	110	110	110
Motor	kW	5.5	7.5	11	11	15	15
Volume of oil tank	L	180	260	320	320	320	320
Travel in X axis	mm	600	600	600	600	600	600
Length	mm	2185	2640	3320	4320	3320	4320
Width	mm	1450	1640	1660	1660	1700	1700
Height	mm	2275	2300	2500	2500	2500	2500
Weight	kg	5000	6000	7000	9000	10000	12000

Name		165/30	165/40	200/25	200/30	200/40	250/32	250/40	250/50	250/60
Pressing force	kN	1650	1650	2000	2000	2000	2500	2500	2500	2500
Working length	mm	3050	4000	2550	3050	4000	3250	4000	5050	6050
Distance between uprights	mm	2550	3150	2050	2550	3150	2550	3150	4050	5050
Stroke	mm	200	200	250	250	250	280	280	280	280
Distance table/ram	mm	400	400	450	450	450	520	520	520	520
Gap	mm	400	400	400	400	400	400	400	400	400
Table width	mm	180	180	180	180	180	250	250	250	250
Approach speed	mm/s	130	130	110	110	110	100	100	100	100
Working speed	mm/s	10	10	10	10	10	9	9	9	9
Return speed	mm/s	110	110	110	110	110	110	110	110	110
Motor	kW	18.5	18.5	18.5	18.5	18.5	22	22	22	22
Volume of oil tank	L	350	350	400	400	400	700	700	700	700
Travel in X axis	mm	600	600	600	600	600	600	600	600	600
Length	mm	3320	4320	2820	3320	4320	3500	4450	5500	6500
Width	mm	1750	1750	1900	1900	1900	2000	2000	2000	2000
Height	mm	2500	2500	3200	3200	3200	3700	3700	3700	3700
Weight	kg	12000	13000	11000	12500	13000	15000	16500	20000	24500

Name		320/32	320/40	320/50	320/60	400/40	400/50	400/60	500/40	500/60
Pressing force	kN	3200	3200	3200	3200	4000	4000	4000	5000	5000
Working length	mm	3250	4000	5050	6050	4000	5050	6050	4000	6000
Distance between uprights	mm	2550	3150	4050	5050	3150	4050	5050	3150	5050
Stroke	mm	280	280	280	280	300	300	300	300	300
Distance table/ram	mm	520	520	520	520	570	570	570	600	600
Gap	mm	400	400	400	400	400	400	400	400	400
Table width	mm	250	250	250	250	250	250	250	300	300
Approach speed	mm/s	100	100	100	100	100	100	100	90	90
Working speed	mm/s	10	10	10	10	8.5	8.5	8.5	8	8
Return speed	mm/s	100	100	100	100	88	88	88	75	75
Motor	kW	30	30	30	30	30	30	30	37	37
Volume of oil tank	L	700	700	700	700	700	700	700	900	900
Travel in X axis	mm	600	600	600	600	600	600	600	600	600
Length	mm	3600	4450	5500	6500	4450	5500	6500	4600	6700
Width	mm	2200	2200	2200	2200	2300	2300	2300	2500	2500
Height	mm	3800	3800	3810	3810	4010	4010	4010	4250	4250
Weight	kg	17500	19500	23500	29000	26000	30500	34000	36500	48000